

Everest View Trek - 9 Days

The Everest View Trek, aka the Everest Panorama Trek, is a dream come true for every mountain enthusiast. This awe-inspiring journey in the heart of Nepal's [Khumbu region](#) grants trekkers unparalleled views of Mount Everest, the Earth's highest peak, alongside a breathtaking panorama of towering Himalayan giants like Lhotse, Ama Dablam, and Nuptse.

Everest View Trek is perfect trekking for those seeking an unforgettable Himalayan experience without the strenuous challenges of reaching [Everest Base Camp](#). The Everest View Trek offers a moderate level of difficulty, with well-maintained trails and achievable daily ascents, making it suitable for trekkers with a decent level of fitness.

Gateway to Everest: Exploring the Khumbu Region:

The Everest View Trek takes you through the Khumbu region, a land steeped in rich cultural heritage and breathtaking natural beauty. Home to the legendary Sherpa people, renowned for their mountaineering expertise and warm hospitality, the Khumbu region offers a glimpse into their unique way of life.

As you traverse the Everest Panorama trails, you'll encounter charming Sherpa villages adorned with prayer flags, witness traditional Buddhist monasteries perched on mountain slopes, and experience the spirit of adventure that permeates the very air. The Everest region is a photographer's paradise, with every turn revealing a postcard-perfect vista of snow-capped peaks, glacial valleys, and vibrant rhododendron forests in bloom (during spring).

Witnessing the Majesty of Everest from Everest View Point: Panoramic Vistas Await:

The undeniable highlight of the Everest View Trek is the opportunity to witness the majestic Mount Everest in all its glory. From vantage points like Namche Bazaar, Tengboche Monastery, and the [Everest View Hotel](#), you'll be mesmerized by the sight of Everest towering above the clouds, dwarfing everything around it.

Imagine waking up to the golden hues of sunrise painting the peak, creating a spectacle that will stay etched in your memory forever. Witnessing the interplay of light and shadow on Everest's colossal form is an experience that transcends mere sightseeing – it's a profound connection with the raw power and beauty of nature.

Everest View Hotel: A Luxurious Hotel at the High altitude:

Nestled amidst the majestic Himalayas at an altitude of 3,880 meters (12,730 feet), the Everest View Hotel holds the distinction of being the highest-altitude luxury hotel in the world. This haven offers a unique opportunity to experience the magic of the Everest region with unparalleled comfort and amenities. The name of our trek i.e. Everest View Trek is also dedicated to the name of Everest View Hotel as the view point of our trekking is the hotel itself.

Imagine sipping hot tea on the hotel's terrace while gazing at the world's tallest mountain – a truly once-in-a-lifetime experience. The Everest View Hotel is strategically located, allowing trekkers on the Everest View Trek to enjoy breathtaking sunrises and panoramic Himalayan vistas without requiring a strenuous detour.

A Journey Through Diverse Landscapes: From Lush Valleys to High Mountain Passes:

The Everest View Trek is not just about the majestic peaks; it's a journey through a tapestry of diverse landscapes. The trek begins in Lukla, a bustling mountain town nestled amidst dramatic cliffs, where you'll board a scenic flight offering a taste of the aerial grandeur that awaits.

As you progress, the trail winds its way through verdant valleys carved by glacial rivers, with colorful prayer flags adding a touch of cultural vibrancy to the scenery. You'll encounter suspension bridges, cascading waterfalls, and charming villages inhabited by the Sherpa people. Higher up, the landscape transforms into a realm of alpine meadows dotted with colorful wildflowers (during spring) and dominated by the imposing presence of snow-capped peaks.

Conquering Challenges and Finding Inner Strength: Everest Panorama Trekking

While the Everest View Trek is considered moderate compared to more strenuous treks in the region, it's important to be prepared for a physical challenge. The Everest panorama trails involve gradual ascents and descents, reaching moderate altitudes (around 3,800 meters at Namche Bazaar). However, as this is comparatively a short and easy trekking in Nepal with no prior trekking experience required, anyone can choose to embark on Everest panorama trekking.

However, the breathtaking scenery and the sense of accomplishment with each step taken make the effort worthwhile. Prior physical conditioning will enhance your enjoyment of the trek and allow you to fully immerse yourself in the beauty of the Himalayas.

A Cultural Tapestry: Unveiling the Sherpa Heritage:

The Everest View Trek is not just about the mountains; it's also about experiencing the rich cultural heritage of the Khumbu region. The Sherpa people, renowned for their mountaineering expertise and resilience, have called this challenging yet awe-inspiring environment home for generations.

As you interact with the locals, you'll gain insights into their unique way of life, their deep respect for the mountains, and their colorful traditions. Visiting monasteries like Tengboche Monastery, adorned with intricate Buddhist artwork and prayer wheels, offers a glimpse into their spiritual beliefs.


Responsible Everest View Trekking: A Commitment to Sustainability:

The Everest View Trek is a privilege that allows us to witness the breathtaking beauty of the Himalayas. It's important to be a responsible trekker and minimize your environmental impact. Here are some ways you can contribute to sustainable tourism:

Choose a reputable trekking company like Trek Mania Nepal: Opt for a company that prioritizes responsible practices like waste management, minimizing fuel use, and supporting local communities.

Pack Eco-friendly essentials: Bring a reusable water bottle, avoid single-use plastics, and use biodegradable toiletries.

Respect the local culture: Dress modestly when visiting monasteries, be mindful of noise levels in villages, and ask permission before taking photos of people.




Trek Mania Nepal Pvt. Ltd.

Dhalko-17, Chhetrapati
Phone: +977-9851053470
E-Mail: trekmanianepal@gmail.com
www.trekmanianepal.com

Practice responsible waste disposal: Pack out all your trash and dispose of it properly at designated points.

By following these principles, you can ensure that the Everest View Trek remains a pristine and awe-inspiring experience for generations to come.





Trek Mania Nepal Pvt. Ltd.

Dhalko-17, Chhetrapati
Phone: +977-9851053470
E-Mail: trekmanianepal@gmail.com
www.trekmanianepal.com

PRICE INCLUDES

- Airport pickup and drop service.
- Hotel in Kathmandu 3nights [Hotel Chhimeki](#).
- All food and accommodation during the trek.
- Transportation from hotel to airport to hotel.
- Flight ticket from Kathmandu to Lukla to Kathmandu.
- Government license holder English-speaking trekking guide.
- Trekking permits: Sagarmatha National Park entry fees.
- First aid medical box.
- All required trekking gear like sleeping bags and down jackets made available for rent.
- T-shirt, Duffel Bag, and Trekking Map.
- Rescue Management Service.
- All Tax 13% VAT+10% Service Charge.
- Farewell Dinners.

PRICE EXCLUDES

- All kinds of Drinks.
- Visa fee to enter Nepal.
- International flight tickets and extra baggage charges.
- Extra night accommodation and meal costs in Kathmandu due to any change in the scheduled itinerary.
- Travel insurance/ Rescue operation costs.
- All personal expenses (laundry, electronic device. charging cost)
- Tip for guide and porters.
- Hot and cold Shower.

Trek Mania Nepal Pvt. Ltd.

ITINERARY IN DETAIL

Day 1: Arrival in Kathmandu (1,300m/4,264ft)

Your Everest View Trek adventure begins in Kathmandu, Nepal's vibrant capital city. Immerse yourself in the city's rich cultural tapestry by exploring ancient temples like Swayambhunath (Monkey Temple) and Boudhanath Stupa, both [UNESCO World Heritage Sites](#). Wander through bustling bazaars overflowing with local handicrafts and savor traditional Nepali cuisine like momos (steamed dumplings). In the afternoon, you might choose to visit the historical Durbar Squares, architectural marvels showcasing the artistic legacy of Nepal's former kingdoms. Overnight in Kathmandu.

Day 2: Kathmandu - Ramechhap to Lukla (2,840m/9,318ft) - Phakding (2,610m/8,563ft)

In the peak season, there is a flight available from Ramechhap to Lukla. The journey from Kathmandu to Ramechhap takes approximately 5 hours by road, where you will need to catch a bus from Thamel around 1.30am. You will reach at Ramechhap airport by 6.30am and then proceed to wait for your flight to Lukla. However, during off-peak times, you have the option to fly directly from Kathmandu airport to Lukla.

Embark on a thrilling scenic flight from Kathmandu to Lukla, a gateway town nestled amidst dramatic Himalayan cliffs. As your plane takes off, witness the sprawling cityscape of Kathmandu transform into a tapestry of verdant valleys and snow-capped peaks.

Upon arrival in Lukla, often referred to as the "Gateway to Everest," breathe in the crisp mountain air and soak in the unique atmosphere of this Sherpa town. The trek begins, following a well-established trail alongside the Dudh Kosi River, offering glimpses of traditional Sherpa villages adorned with colorful prayer flags. Cross suspension bridges over cascading waterfalls and encounter the warmth and hospitality of the local people. Reach Phakding, a charming village nestled amidst pine forests, where you'll spend the night.

Day 3: Phakding - Namche Bazaar (3,440m/11,286ft)

The trail continues along the Dudh Kosi River valley, gradually ascending through diverse landscapes. Keep your eyes peeled for wildlife sightings, including Himalayan Tahr (wild goats) and colorful birds soaring above. The route offers stunning views of the surrounding peaks, including Thamserku and Kusum Kanguru.

As you ascend, you'll feel the crisp mountain air invigorate you. Finally, arrive at Namche Bazaar, a bustling trading hub known as the "Gateway to Everest." Nicknamed "Sherpa Disneyland," Namche Bazaar is a vibrant town with shops, cafes, and a local bakery. Explore the vibrant Saturday market, where you can find unique souvenirs and interact with the Sherpa people. Acclimatize to the higher altitude in Namche Bazaar, enjoying panoramic mountain views from vantage points like the Everest View Hotel. Overnight stay in Namche Bazaar.

Day 4: Acclimatization Day in Namche Bazaar

Dedicate this day to acclimatization in Namche Bazaar, allowing your body to adjust to the higher altitude. Explore the town's unique shops, cafes, and bakeries, savoring local delicacies and interacting with the Sherpa community.

Hike up to the Everest View Hotel (3,880m/12,730ft) for breathtaking sunrises and unparalleled views of Everest, Lhotse, and Ama Dablam. This short hike is an excellent way to further acclimatize for the higher altitude sections of the trek. In the afternoon, visit the Namche Bazaar Monastery, a historic Buddhist Gompa offering a glimpse into the spiritual life of the Sherpa people. Overnight stay in Namche Bazaar.

Day 5: Namche Bazaar - Tengboche (3,867m/12,687ft)

The trail winds its way through rhododendron forests, offering vibrant bursts of color during spring. Adorned with colorful prayer flags fluttering in the breeze, the path gradually ascends towards Tengboche. Keep an eye out for diverse flora and fauna, including rare birds like the Himalayan Monal and musk deer camouflaged amongst the vegetation. As you ascend, the air thins, and the majestic Himalayan giants begin to dominate the landscape. Finally, reach Tengboche, a picturesque village perched on a hilltop at an elevation of 3,867 meters (12,687 feet).

Tengboche is renowned for its magnificent Tengboche Monastery, perched dramatically on a ridge overlooking the valley. This historic monastery, also known as the Monastery of Deboche, is the highest monastery in the Khumbu region and offers a glimpse into the vibrant Buddhist culture of the Sherpa people. Explore the monastery's courtyards adorned with prayer wheels and colorful prayer flags. Inside the main hall, witness intricate Buddhist murals, statues, and sacred artifacts. From the vantage point of Tengboche, be mesmerized by breathtaking panoramic views of Everest, Lhotse, Ama Dablam, and the surrounding peaks. Enjoy the serenity and spiritual atmosphere of Tengboche as you spend the night in a comfortable lodge.

Day 6: Tengboche - Dingboche (4,360m/14,304ft)

The trail continues its ascent, offering breathtaking views of the Himalayas with every step. Traverse through serene alpine meadows dotted with colorful wildflowers (during spring) and witness the raw beauty of the high mountain environment. The landscape transforms into a dramatic realm dominated by snow-capped peaks and glaciers. As you ascend, the importance of proper hydration and acclimatization becomes even more crucial.


Reach Dingboche, a small village nestled amidst a breathtaking panorama of mountains. Dingboche offers a tranquil environment with traditional Sherpa lodges where you'll spend the night. This village serves as an important acclimatization point before venturing further into the higher altitude sections of the trek. Take advantage of the fresh mountain air and enjoy the serenity of the Himalayas. In the afternoon, you might choose to explore the surrounding area or simply relax and soak in the awe-inspiring scenery.

Day 7: Dingboche - Back to Lukla (2,840m/9,318ft)

Today, you'll retrace your steps along the well-established trail, descending towards Lukla. While descending, appreciate the diverse landscapes you encountered on the ascent from a new perspective. Enjoy the chance to capture stunning photographs of the valleys, glaciers, and snow-capped peaks that surround you. As you descend, the air becomes warmer, and the vegetation becomes more lush.

Reach Namche Bazaar once again, where you might choose to browse the shops or visit a local cafe for a refreshing drink. Finally, arrive back in Lukla, a fitting conclusion to your successful Everest View Trek. Celebrate your accomplishments and enjoy the warm hospitality of the Sherpa people in Lukla. Overnight stay in Lukla.

Day 8: Lukla - Kathmandu (Flight)



Trek Mania Nepal Pvt. Ltd.

Dhalko-17, Chhetrapati
Phone: +977-9851053470
E-Mail: trekmanianepal@gmail.com
www.trekmanianepal.com

Embark on a scenic flight back to Kathmandu, offering a final glimpse of the majestic Himalayas from above. Witness the dramatic landscapes transform as you descend towards the Kathmandu Valley. Upon arrival in Kathmandu, reminisce on the incredible memories you created during your Everest View Trek. You might choose to spend some additional time in Kathmandu exploring its cultural treasures or souvenir shopping before your departure.

Day 9: Departure Day

Today marks the conclusion of your awe-inspiring Everest View Trek adventure. As our valued guests, we at Trek Mania Nepal are filled with immense pride to have been a part of your incredible Himalayan journey. We hope the breathtaking panoramas, the vibrant Sherpa culture, and the personal challenges you conquered have left an indelible mark on your memory.

After a hearty breakfast at your hotel in Kathmandu, our representative will assist you with any departure formalities and ensure a smooth transfer to the airport. As you bid farewell to Nepal, we extend our heartfelt gratitude for choosing us as your trekking partner.

Trek Mania Nepal Pvt. Ltd.